

Introduction



- ✓ Results of a survey
 - ✓ On the right of children to participate
 - ✓ Which is part of a “line of research”
 - ✓ In our “research centre” (Observatory for children and youth policies)
-
- ✓ Figures, statistics ...
 - ✓ Told as a story
 - ✓ With a follow-up
 - ✓ Hopefully not a never-ending story

The framework of the survey



- ✓ Are children being listened to?
- ✓ Are children being heard?
- ✓ Participation as one of the three core principles of the CRC (the three “P”)

A survey on children participation



Three questions

- ✓ What are the opportunities for children and young people to participate in school?
- ✓ What are their opportunity of learning citizenship and the “art” of living together?
- ✓ What do children know about CRC?

But first

Survey methodology (brief)



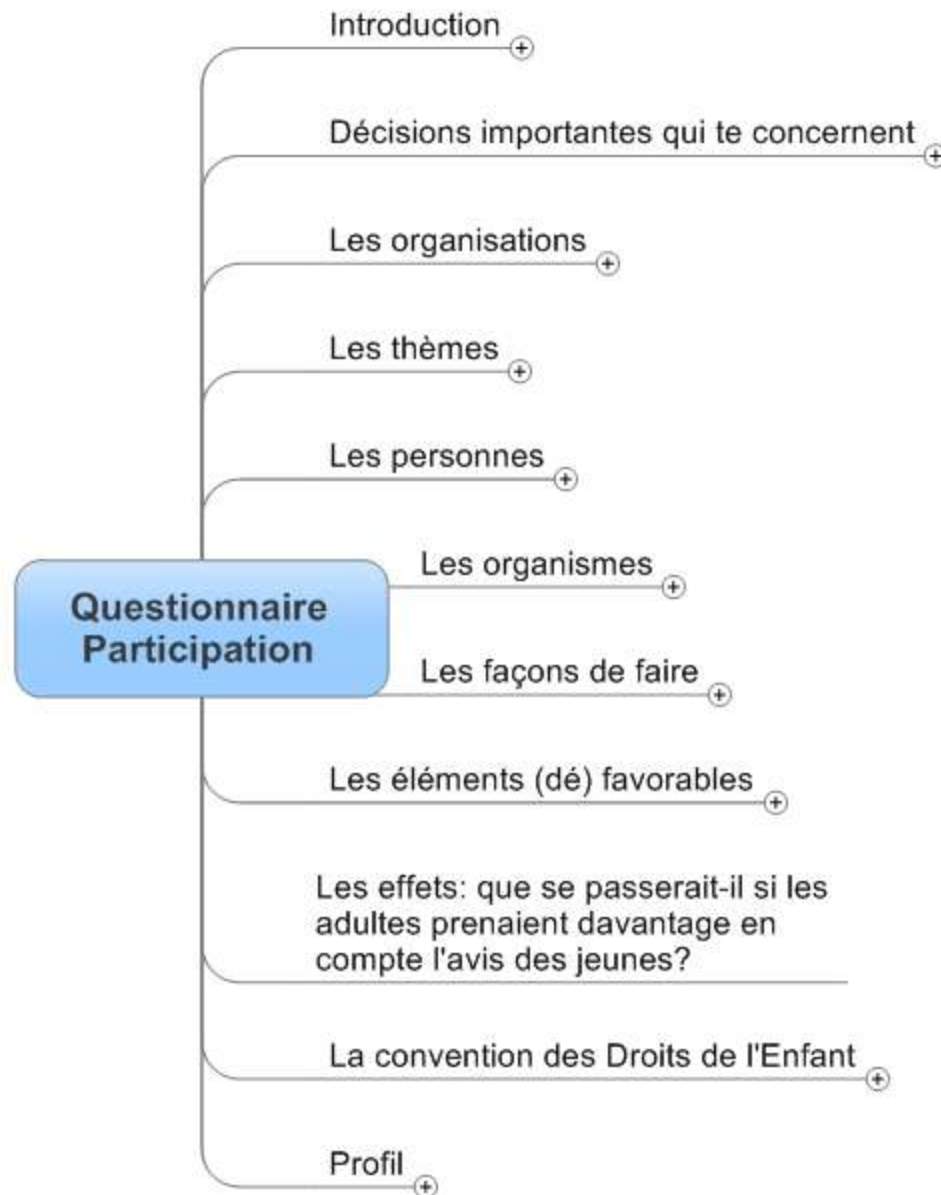
Get account (testimony) ...

- ✓ ... of a representative sample
 - ✓ ... of children
 - ✓ ... aged 10-18
 - ✓ ... on their experience of participation
 - ✓ ... plus: complementary sample of special needs children
-
- ✓ N= 1.144 children
 - ✓ 31 schools
 - ✓ 62 classes
 - ✓ Supervised collective administration of questionnaire

The questionnaire



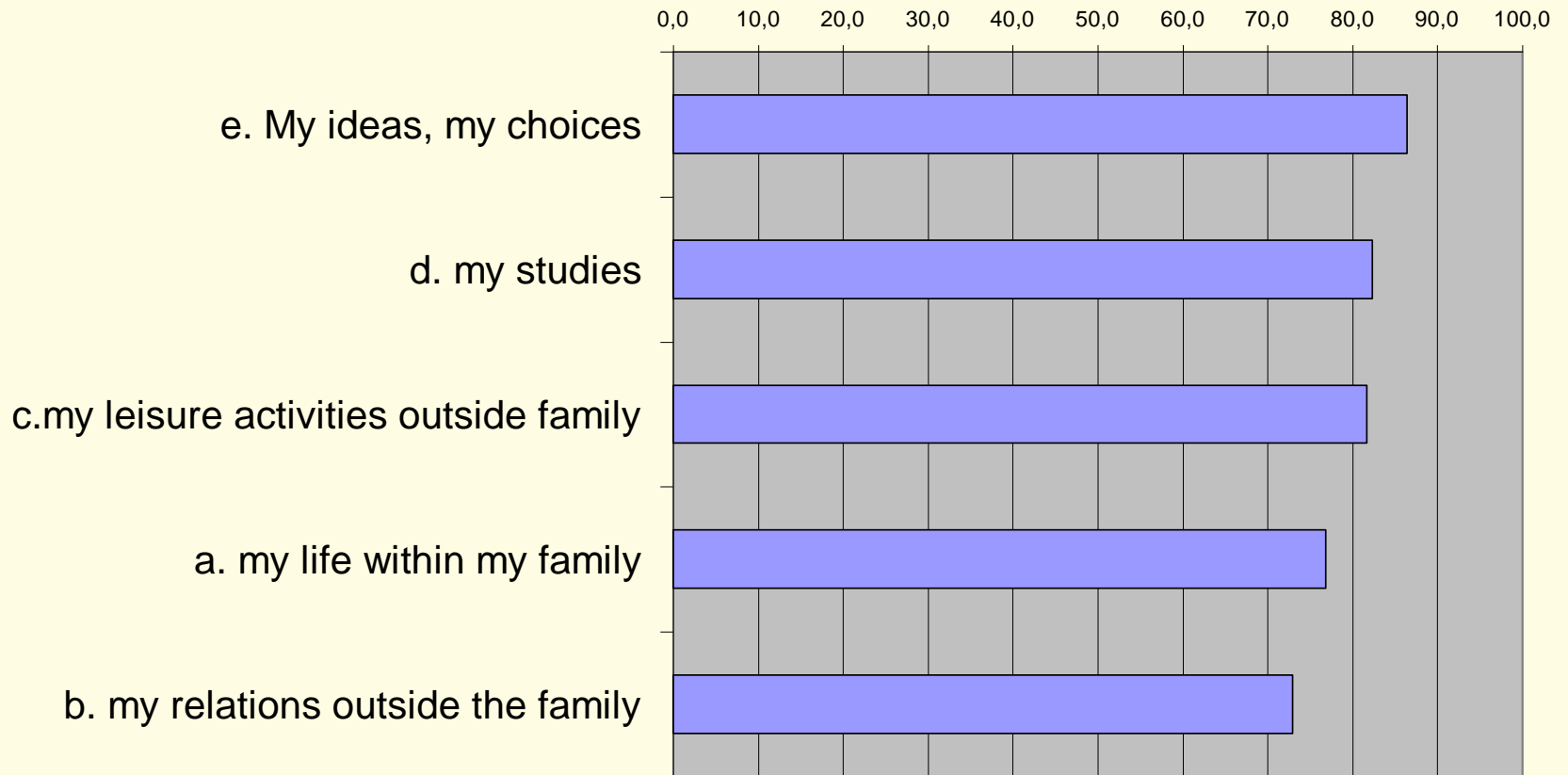
- ✓ How are you listened to ...
 - At home
 - At school
 - By different persons (father, mother, physician, teachers, ...)
 - By adults (in general)
 - In different organisations (youth centres, sport club, ...)
 - In various settings (bank, local affairs, official bodies, government, ...)
- ✓ Questions about ...
 - behaviours: example: have you voiced your feeling?
 - opinions: example: did you have an impact?



At home ... my opinion



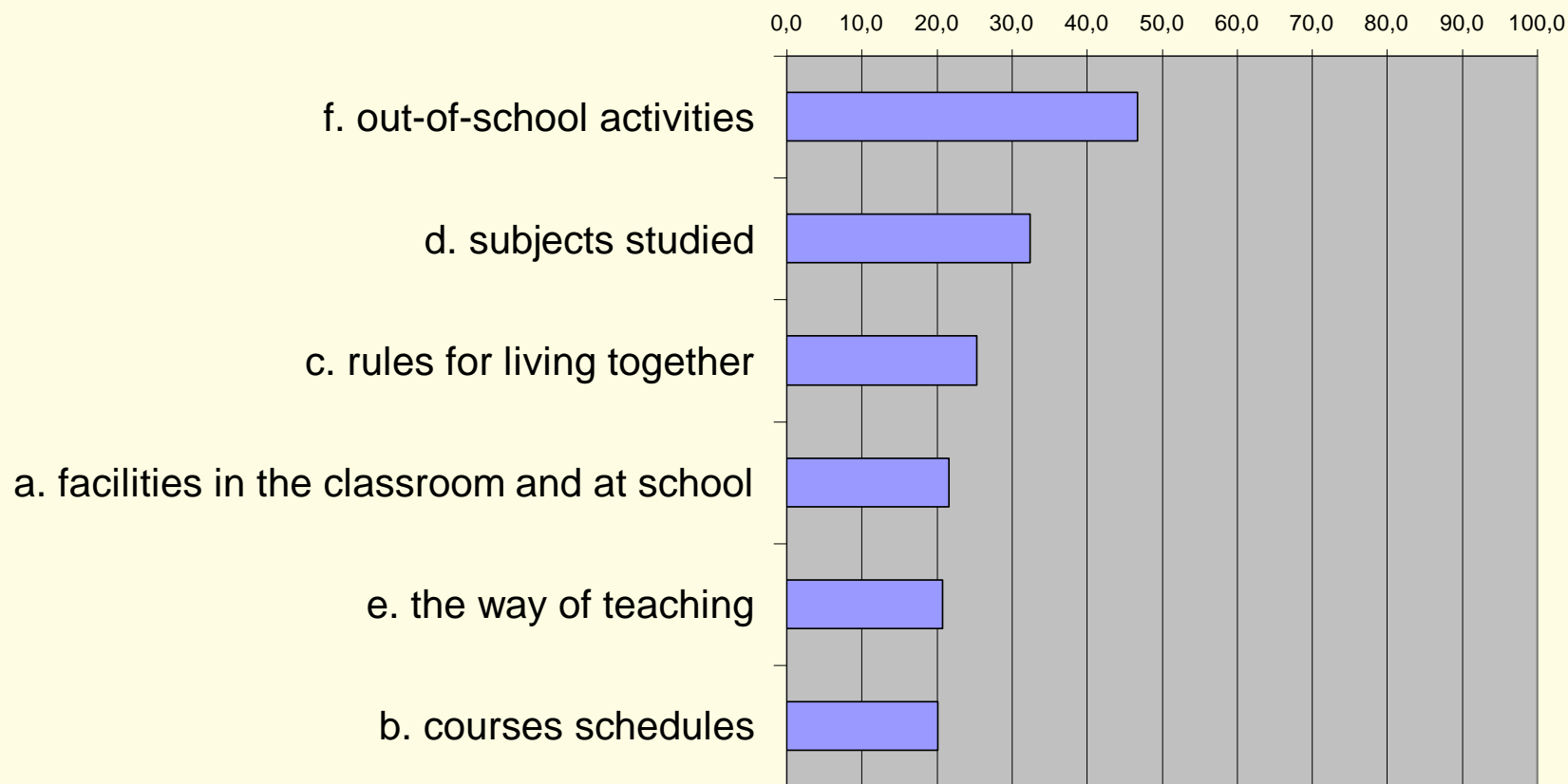
At home, last time an important decision was taken, I gave my opinion about % of "Yes"



At school ... my opinion



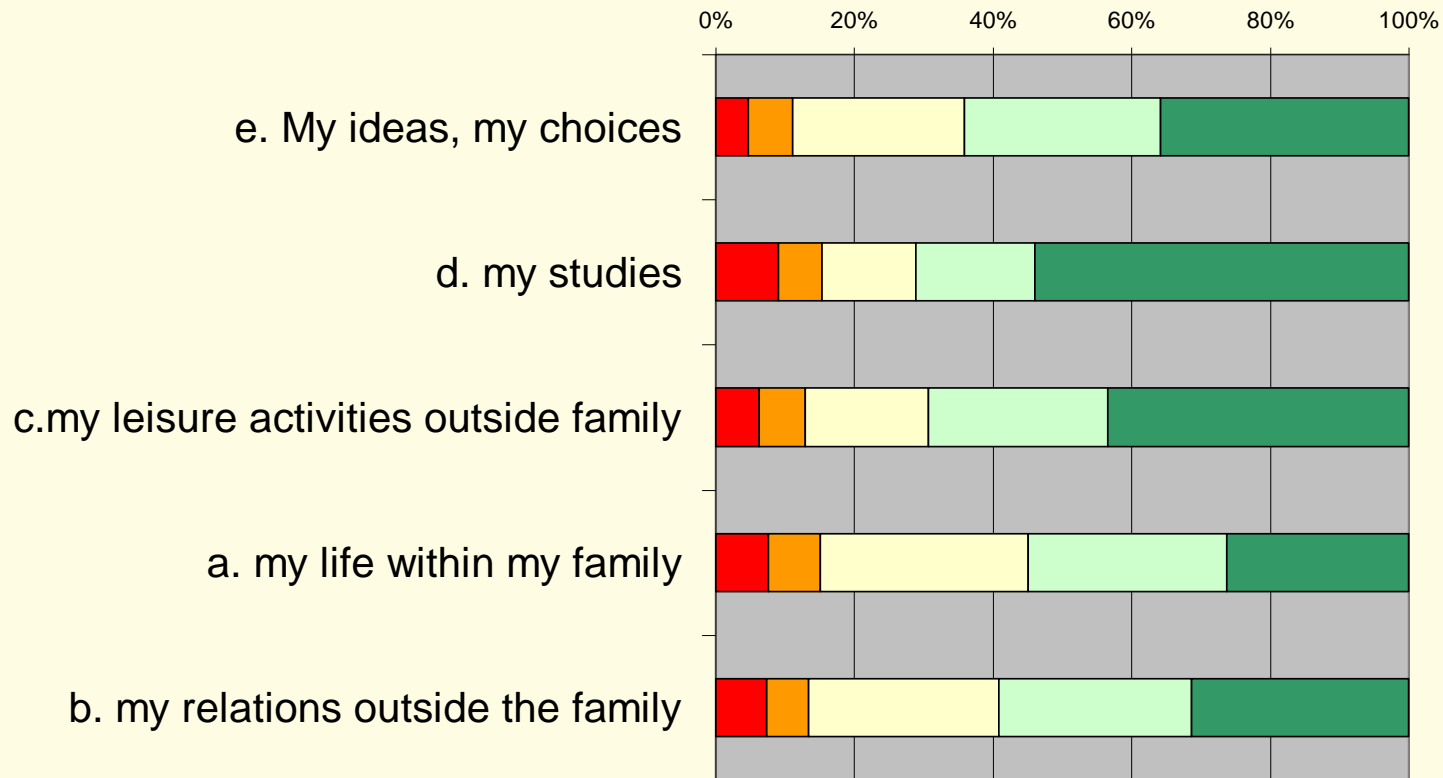
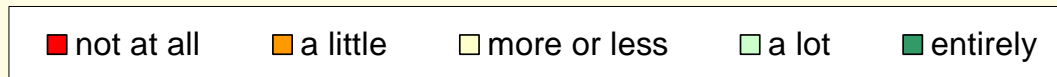
At school, last time an important decision was taken, I gave my opinion about ... % "Yes"



At home ... my influence



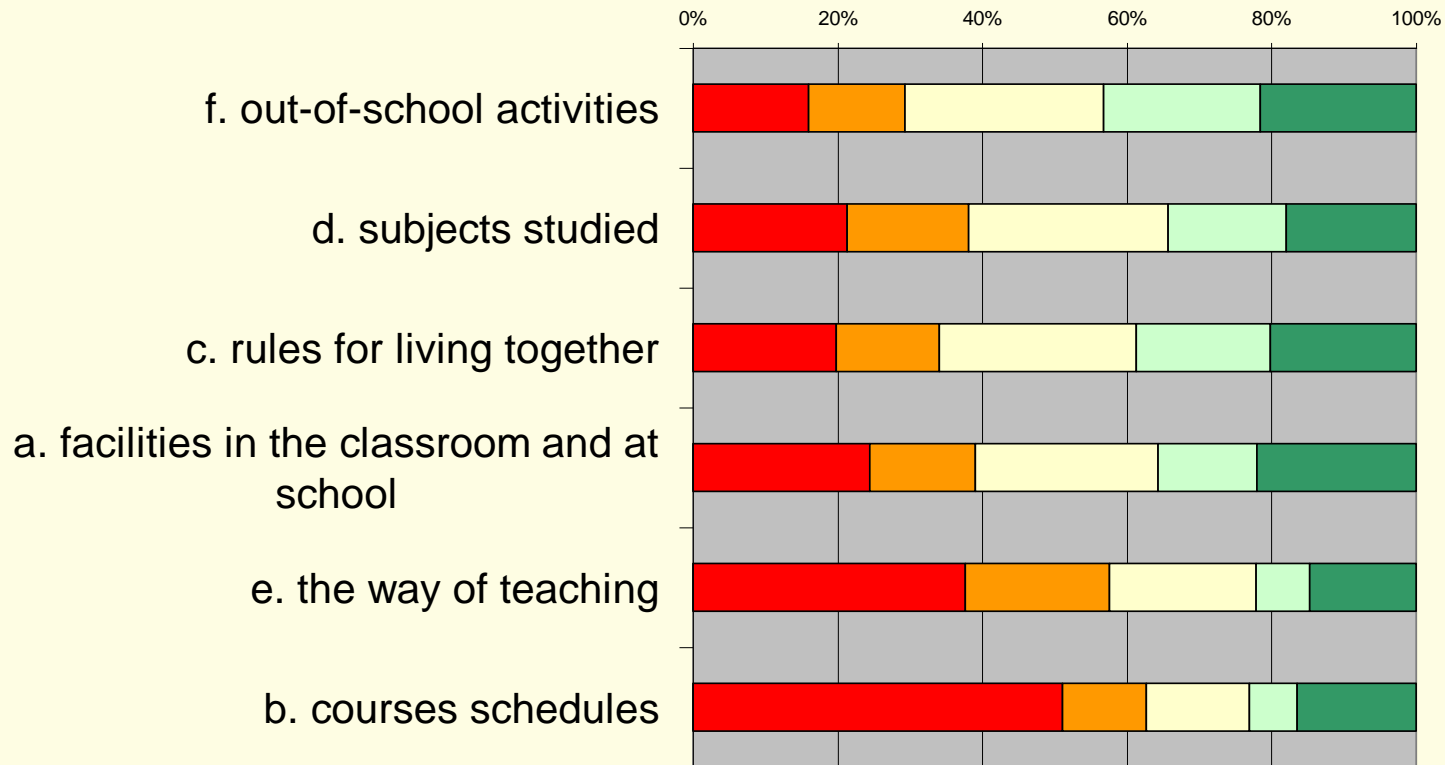
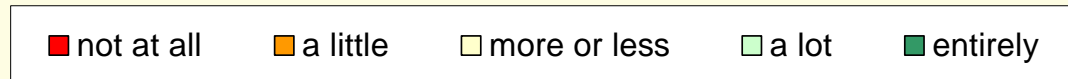
At home, my opinion had an influence on the decision ...



At school ... my influence



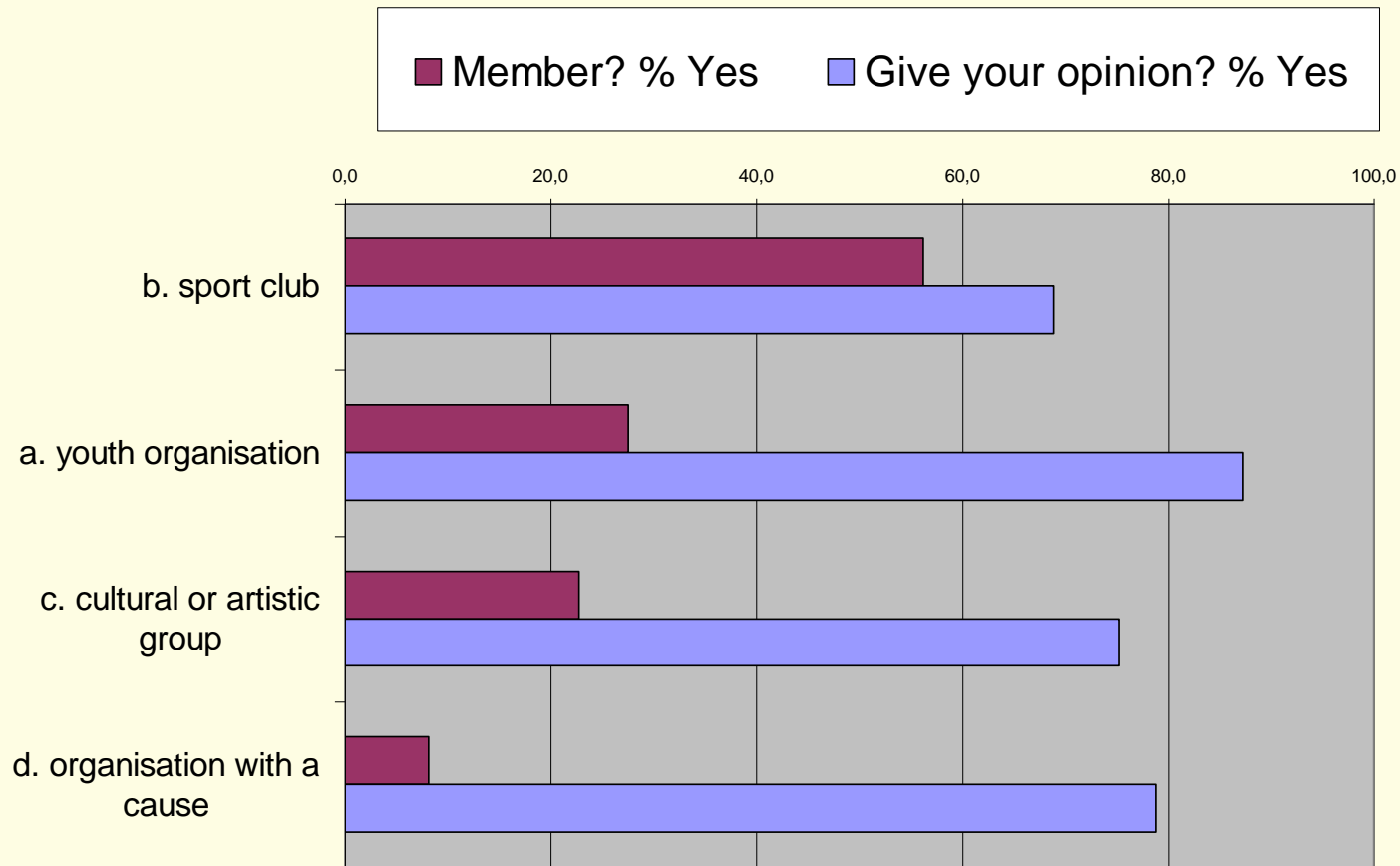
At school, my opinion had an influence on the decision ...



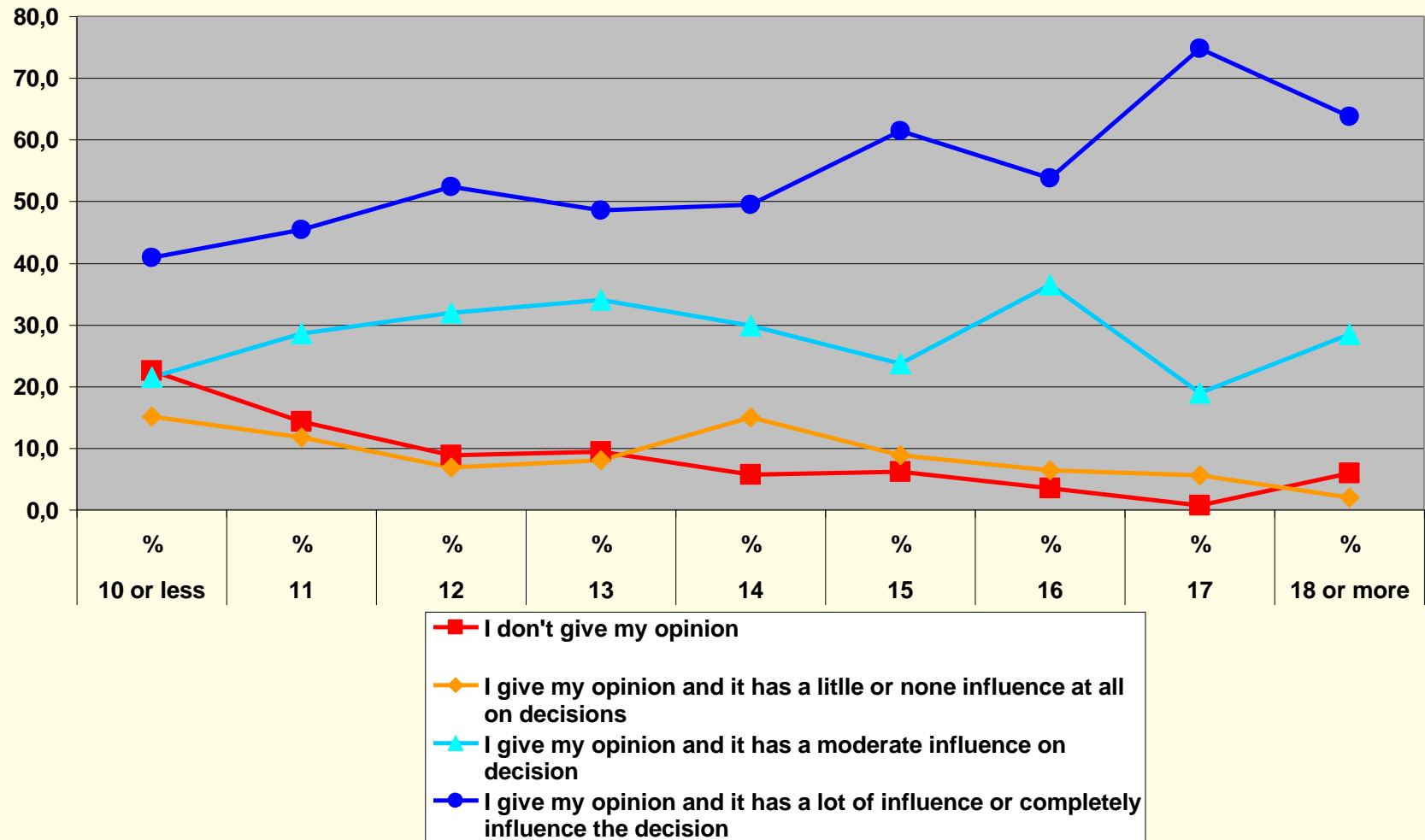
Outside home and school ...



Member of these organisations?



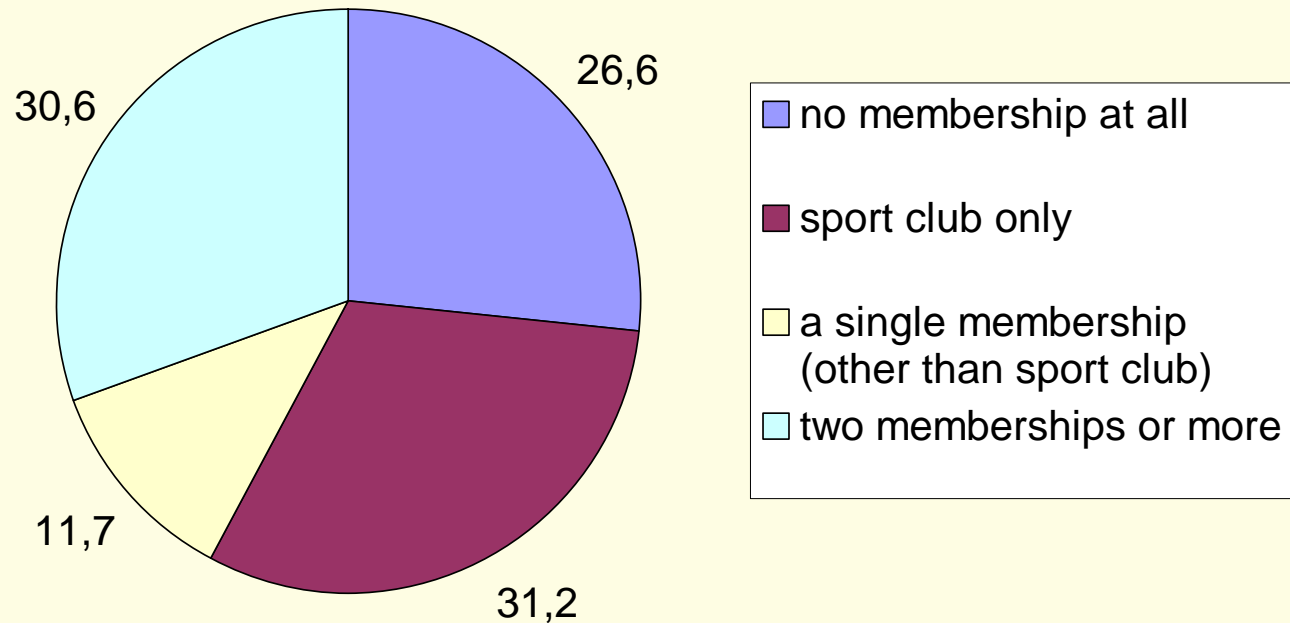
My opinion and its influence on important decisions (in general) by age



Memberships



Memberships (%)



Learning citizenship

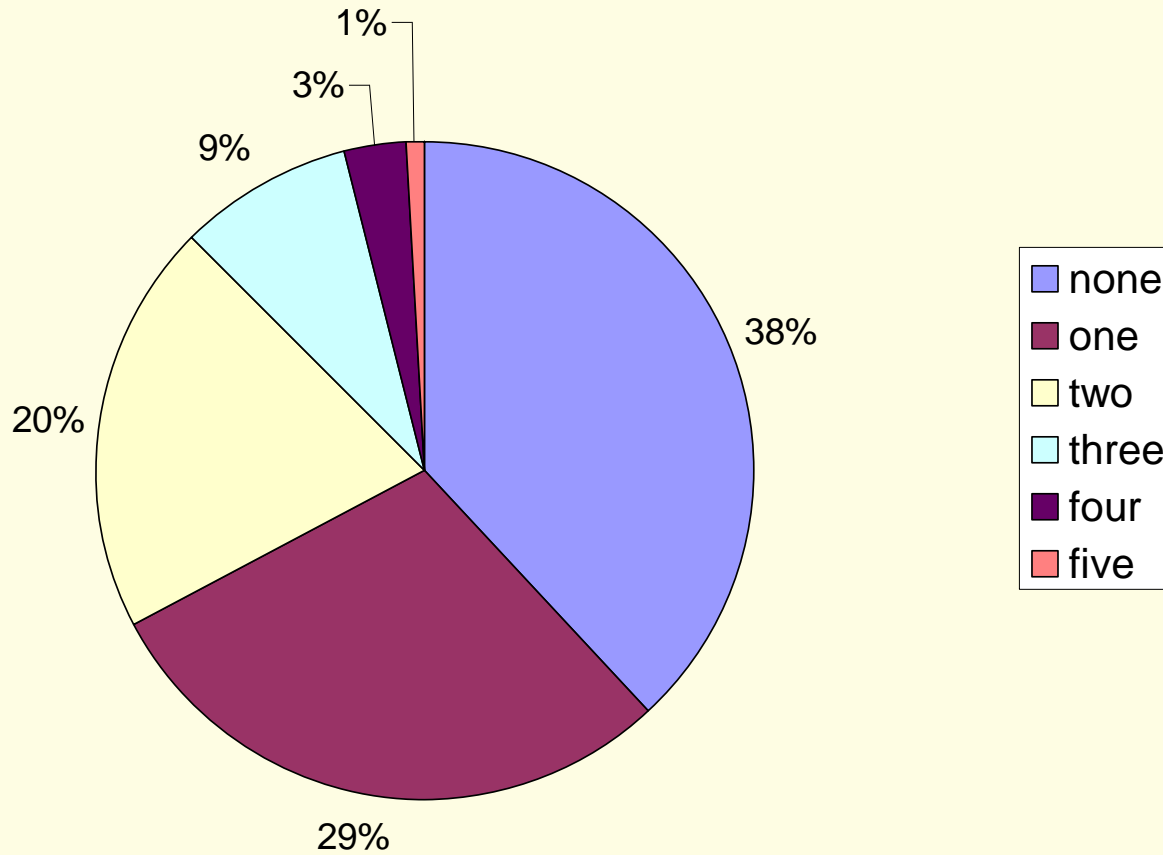


	yes	no	Total
3. Have you ever been elected or run for an elected mandate in an organisation ?	24,0	76,0	100,0
Did you ever express your opinion (alone or in a group) in the following settings?			
a. Local youth council	11,1	88,9	100,0
b. School council	23,2	76,8	100,0
c. Classroom council	35,2	64,8	100,0
d. Youth parliament or youth forum	19,2	80,8	100,0

Learning citizenship: score



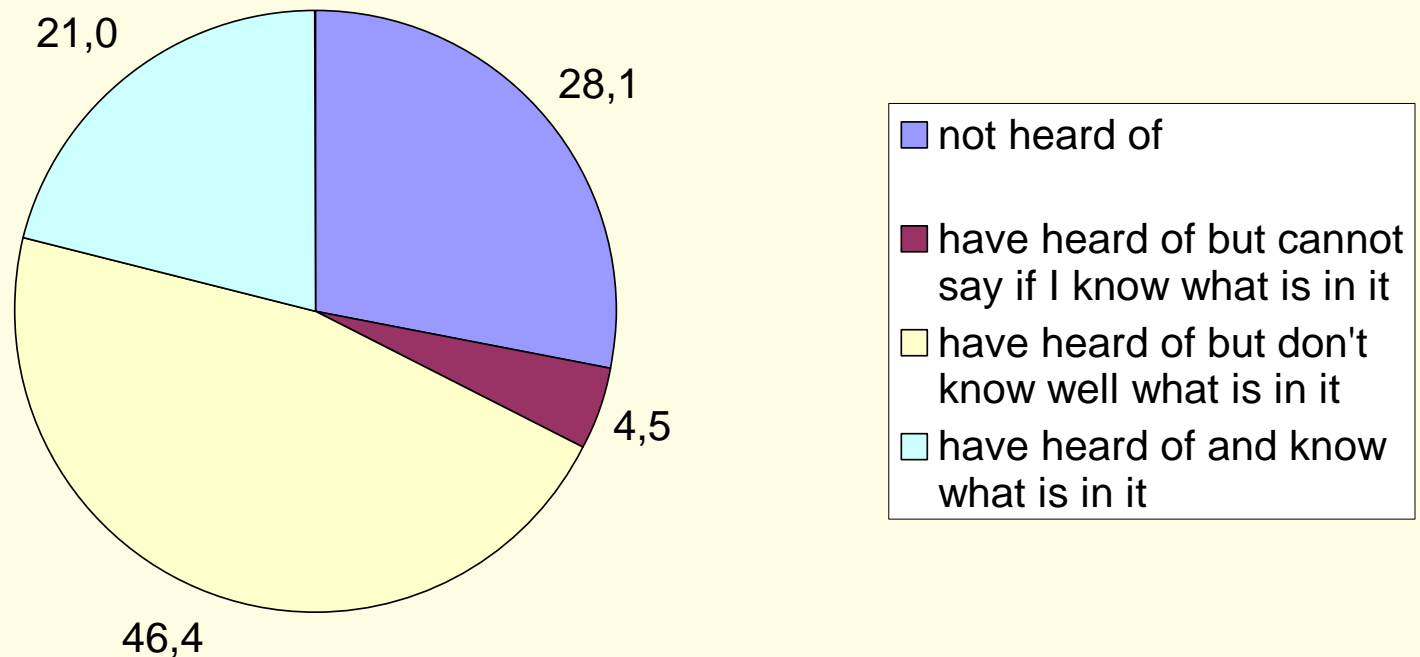
How many experiences of learning citizenship?



Knowledge of CRC



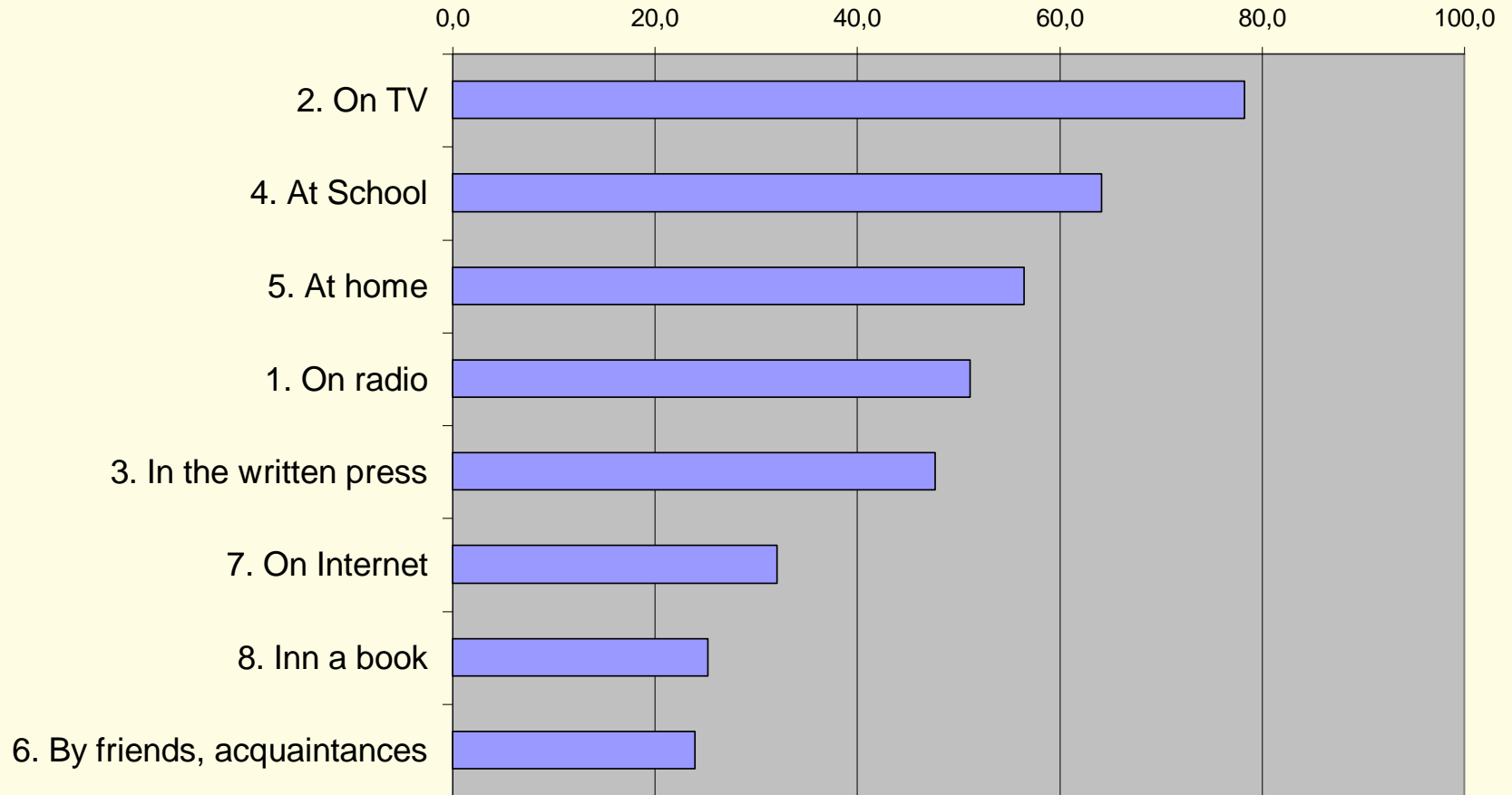
Knowledge of CRC



Knowledge of CRC: how?



Where did you heard of CRC?



What we learned ...



... can be summarised in **three findings**:

1. Whereas most children seem to be heard and listened to in their family, only a small fraction of them have some opportunity to be active participants in the school context. The opportunity to participate in the school context is also at odds with the opportunities found in the activities outside school (youth organisation, sport club, ...).
2. A strong minority of children stay away from any kind of social affiliation outside family or school and have no experience at all of any kind of concrete experience of a democratic process.
3. Only a minority of children is well informed about the content of the CRC.

Scope for progression



Concerning the right of children to participate, the scope for progression in the french community of Belgium is quite large on at least three levels:

- ✓ Participation in the school context
- ✓ Concrete (personal) experience of a democratic process in an organised setting
- ✓ Knowledge of the Children right convention

Follow-up



- ✓ Childfriendly version of main results of the survey on participation
- ✓ Inventory of tools for measuring participation
- ✓ Qualitative research: What do children mean by well-being ... and the lessons which can be drawn for children well-being indicators: **agency** is a central component of well-being, as children understand it
- ✓ Survey of children aged 12-15 (first level of secondary school) on their well-being, their social life and the opportunities to practice citizenship at school

Pour en savoir plus ...



✓ http://www.oejaj.cfwb.be/rubrique.php?id_rubrique=89

OEJAJ Observatoire de l'Enfance, de la Jeunesse et de l'Aide à la Jeunesse

Secrétariat général

ARTICLES DE CETTE RUBRIQUE

Une première synthèse
Une première synthèse de l'enquête sur la participation des enfants et des jeunes a été présentée le 26 septembre 2007 au groupe permanent de suivi de la Convention internationale relative aux droits de l'enfant (groupe permanent CIDE).
La présentation Power Point de cette synthèse est disponible en téléchargement. [Lire la suite] [Haut de page]

La participation du point de vue des enfants ; Structure du questionnaire
Ce schéma permet de visualiser rapidement la structure du questionnaire utilisé dans l'enquête sur la participation, du point de vue des enfants.
Voir rub89 [Lire la suite] [Télécharger] [Haut de page]

Le questionnaire
On trouvera dans ce document le questionnaire utilisé pour l'enquête.
Le questionnaire est organisé autour des thèmes suivants :
Les décisions importantes qui te concernent et ton influence sur ces décisions : chez toi ;
Les décisions importantes qui te concernent et ton influence sur ces décisions : à l'école ;
Les organisations dont tu es membre ;
Les thèmes de discussion avec des adultes ;
Les personnes qui prennent une décision importante qui te concerne ;
Les organismes qui (...) [Lire la suite] [Télécharger] [Haut de page]

Présentation de l'enquête
Plus d'un millier d'enfants et de jeunes, de 10 à 18 ans, ont été interrogés directement, à l'aide d'un questionnaire standardisé, durant les mois de novembre et décembre 2006.
Plus de deux cent cinquante élèves d'école primaire et plus de huit cent élèves de l'enseignement secondaire ont ainsi détaillé, durant une petite heure, la manière dont leur avis était pris en compte dans les différentes décisions qui affectent leur existence :
chez eux, à domicile ;
à l'école ;
dans les (...) [Lire la suite] [Télécharger] [Haut de page]

Le rapport final
On trouvera dans ce document l'ensemble des résultats bruts, question par question, ainsi qu'une première analyse des tendances de réponse en fonction de l'âge, du sexe, du statut socio-professionnel des parents et du type d'enseignement. [Lire la suite] [Télécharger] [Haut de page]